

Lelystad, december 2008

**De Vaart Yachting presenteert op Boot Dusseldorf 2009**

**Hal 15 Standnr F56**

# Broom

THE BEST KEPT SECRET IN THE WORLD OF MOTOR CRUISING

**50**

The Broom 50 is an aft cabin motor yacht of majestic proportions, incorporating Broom's unrivalled experience in building aft cabin offshore cruisers with the maximum of comfort and interior accommodation. The strong, sea kindly hull, is based on the proven designs of Naval Architect John Bennett. It is one of the reasons for Broom's reputation for boats with excellent handling qualities and confident performance in adverse weather conditions.



Broom have been designing and building aft cabin boats for generations. The 50, with its sheer size and beam, has allowed them to create a really spacious, comfortable craft which provides superior accommodation throughout the boat. The aft cockpit model as shown demonstrates a serious commitment to meeting the specific requirements of any serious cruising yachtsman. There is a full size outside dining area, yet the aft deck runs right around the boat making working on deck both safe and easy.

The aft deck model as shown provides an even larger aft deck with the side coamings set right out to the edge of the hull. This creates an enormous deck area for open air seating and sunbathing. The aft deck is finished in a beautiful teak and provides a comfortable surface to walk on in any climate. The interior space is incredible, with Broom's single helm station concept offering not only a superb helm position, but also creating more accommodation in the main saloon.

With a pair of suitable engines the Broom 50 model can make speeds of up to 30 knots and has handling to suit. The 'hard top' option is available on both the aft deck and aft cockpit models giving another level of versatility. Tested by Motor Boat and Yachting-they were very

impressed!

The easy to use fully enclosed hood fits neatly round the coaming to create a large sun lounge, yet with the hood removed the dining area can convert to a spacious and well protected sunbed. The aircraft type helm and navigators seats give a really secure feeling and provides excellent all round visibility. The helmsman's seat is fully adjustable at the push of a switch.



#### **Hull Design and Construction**

Designed by John Bennett, the hull and superstructure are manufactured by Broom's associate company Aquafibre. The mouldings are of excellent quality and are produced using hand laid chopped strand mat and woven rovings in Lloyds approved isophthalic gel coat and resin, over double brushed isophthalic gel coat all but eliminating the risk of osmosis. Substantial transverse and longitudinal stringers are incorporated throughout the hull for strength. The hull and deck joint is both riveted and bonded.



#### **Deck Design**

There are two deck layouts available, the aft deck model and the aft cockpit model. The aft cockpit model has a deck that runs right around the aft of the boat, making working on deck safe and easy. The aft deck model has side coamings set right to the edge of hull. This creates a large area for open air seating and dining. Both models are available with a hardtop, where patio doors are incorporated into the design.



#### **Command Position**

Ergonomically well laid out, the console design permits ease of monitoring the engine systems and navigation equipment, together with an excellent view. Weather protection is provided by the large windscreen. A two part hood protects the helmstation and cockpit area, or in terms of the hardtop version, this protects the helmstation while the hood protects the cockpit area.



#### **Forward Guest Cabin**

The forward guest cabin in the 50 is really superior with an ensuite shower and toilet compartment. There is plenty of space for storage together with overhead lockers



#### **Forward Toilet**

A spacious forward heads is provided with sea toilet, moulded in washbasin and vanity unit with mixer tap. Shower compartment. 240 volt shaver point. Mirror. Towel rail, toilet paper holder plus toothbrush and glass holder.



#### **Mid Cabin**

Complete with two single berths, bedside table, wardrobe and separate dressing room with storage cupboards. There is direct access to the heads compartment opposite to the mid cabin.



#### **Galley**

At the heart of every serious cruising vessel is the galley. With the 50, Broom's have surpassed their previous efforts to provide a huge working area which incorporates a fully electric system of hob, and microwave combination oven. There is of course, plenty of cupboard and storage space. A washer dryer comes as standard under the hob with a fridge freezer at the forward end of the galley.



#### **Deck Saloon**

Dominating the centre of the craft is the deck saloon which has both a dining area and comfortable lounge seating. The raised dining area has excellent visibility yet is conventionally located near the galley. The powerful shaft driven diesel engines are located low down below the deck saloon. This enables the best possible stability and sea going qualities. There is very good access to the engine room for routine maintenance and for full service, the floor area can be removed easily.

#### **Aft Master Cabin**

The aft cabin is a real home from home with plenty of conventional storage and cupboard space

#### **Aft Master Cabin Toilet**

Complete with sea toilet, moulded wash basin and vanity unit with a cupboard and mirror. Mixer tap for hot and cold water supply. 240 volt shaving point. Towel rail and toilet paper holder, plus toothbrush and glass



holder.

### Shower Room

Separate space with hot and cold water shower mixer tap. Moulded in seat and all easy clean surfaces

### Upholstery and Interior Fabrics

The choice of materials is very flexible to meet customers requirements. Externally, vinyl covering is standard material in a single colour with piping. Internally, the owner is free to choose from the range of materials offered by our interior designers



One of the pleasures of owning a Broom boat is that you get to choose the colours and fabrics from a large range of quality materials, which stamps your own individual taste and life style into the craft

At the design stage of the hull, the transom was given an immense amount of thought. The first aim was to provide a choice of methods to carry a tender, each one to allow for the variety of use and areas that the 50 can operate. This has been achieved by a choice of: 1) A hydraulic gangplank to link tender (as illustrated) 2) An electric crane located on the port side 3) A pair of conventional davits Having resolved the situation, attention was given to providing easy access by incorporating the built in steps and finally the location of the picture windows which double as escape hatches.

### Principle Dimensions

- Length Overall: 50ft 0" (15.24m)
- Deck length: 46ft 6" (14.20m)
- Waterline length: 41ft 0" (12.50m)
- Beam: 15ft 3" (4.60m)
- Draught: 4ft 3" (1.30m)
- Overall height: 11ft 5" approx (3.50m) (air draught with mast down)

### Engines

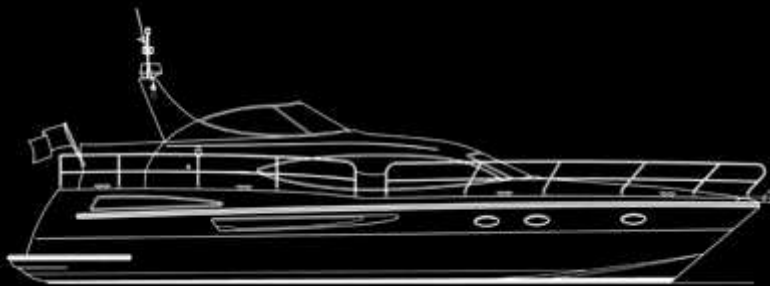
Only the best marine diesel engines are considered for the 50. Please see the price list for full details and choice, performance figures and costs. Special attention has been directed at using the best sound proofing techniques and the result is a very smooth, quiet running craft. This extends to the outside of the boat as well, because the engine exhausts are discharged underwater from specially developed transom mounted silencers.

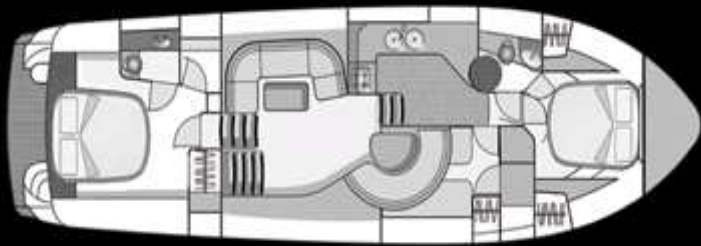
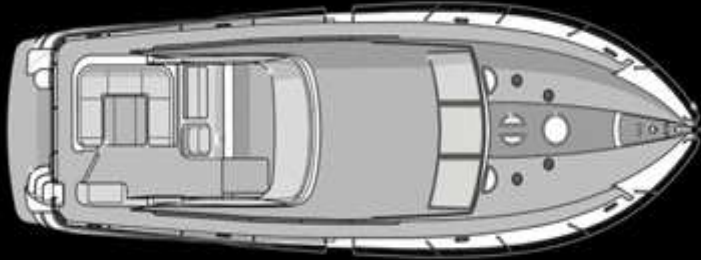
### Interior

Handfinished, carefully selected, cherry joinery to Broom's highest standards.

### Specifications

- 8 heavy duty mooring cleats.
- Delta anchor in self-stowing bow roller.
- 20 fathoms of 9.5mm calibrated anchor chain.
- Electric anchor winch with dual control.
- Main shoreline with 240 volt ring main.
- Twin electric horn.
- 2 screen wipers. (variable speed)
- Screen washers.
- 1-12 volt socket in cockpit.
- VHF radio with aerial.
- Echo sounder.
- Speed and distance recorder.
- 2 compasses.
- 2 fuel gauges.
- Clock and barometer.
- Fresh water gauge.
- Automatic fire extinguisher in engine room.
- 3 hand held fire extinguishers.
- 5 electric bilge pumps.
- 1 hand bilge pump.
- Boat hook.
- Swim platform ladder with extension.
- Power steering system.
- Autopilot
- 240v sockets in each cabin (dependent on layout).
- Adjustable trim tabs.
- Bow thruster.
- Radio player in deck saloon with 2 speakers.
- 2 lifebuoys.
- 4 mooring ropes.
- 8 large fenders.
- Fender baskets. (6 forward & 2 aft)
- Ensign & staff.
- Galley extractor fan.
- Engine room fan.
- Engine tool kit.
- 2 shaver points.





- Battery charger linked to shoreline.
- 12 kw diesel generator.
- 24 volt electrics.
- Battery state indicator.
- 2 electric toilets.
- Waste holding tank.
- 2 showers.
- 1 refrigerator.
- 1 freezer.
- Hot-air ducted heating system to each cabin.
- Electric hob unit.
- Microwave combination oven.
- Calorifier water heater with 240 v Immersion heater.
- Transom bathing platform.
- Aft deck shower
- Stainless steel propeller shafts.
- Washer dryer in galley.
- Drinks fridge in saloon.
- 2 freestanding tub chairs in the saloon.
- Cathodic protection
- 2 stainless fuel tanks (220 gals/ 1000 Ltrs each)
- Stainless steel water tank (130 gals/ 590 Ltrs).
- Stainless steel staunchion rails all round.
- Covers for deck equipment.
- Covers for lower front screens.
- Tinted glass in windows (except upper screens).
- Stainless steel frames to windows.
- Antifouling (with hull primed first)
- Deck seats with cushions.
- Teak lay on aft deck.
- Provision for liferaft stowage.
- Table on aft deck. -First aid kit.
- Owner's log book.

De Vaart Yachting is importeur van Nimbus en Storebro motorjachten, Broom motorjachten, Paragon Yachts en Catalina zeiljachten. De Vaart Yachting is gevestigd te Lelystad. Naast verkoop van nieuwe schepen zijn wij tevens actief als jachtmakelaar.